



# AMD HD 5450 Graphics Card Installation Manual

**Model: HD 54540**

©2022 Diamond Multimedia

**Package Contents:**

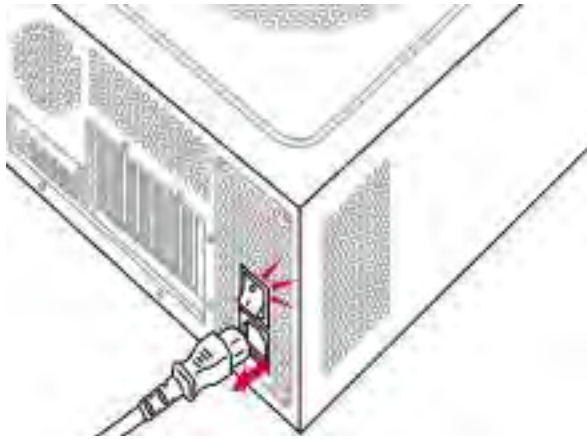
1. Graphics Card
2. Driver and Manual Download Instructions

**System Requirements:**

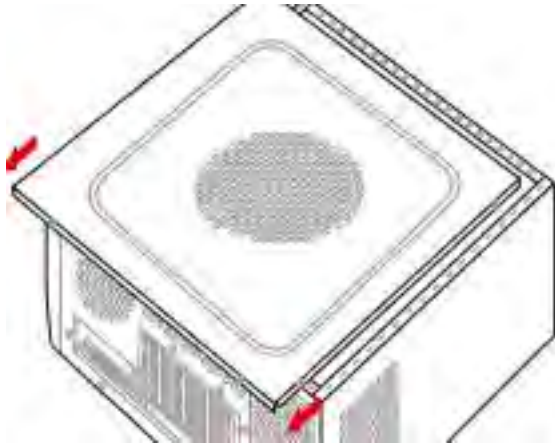
1. PCIe Expansion Slot
2. Display supporting HDMI
3. 400W Power Supply recommended.

Note: a 250W power supply may be enough but it is recommended to manually calculate by multiplying the total amps of all components by the total volts of all components. The result is the total watts your PC needs to ensure proper operation. For additional help you can search on line for Power Supply Calculators

4. Window 7, 8, 8.1 and 10

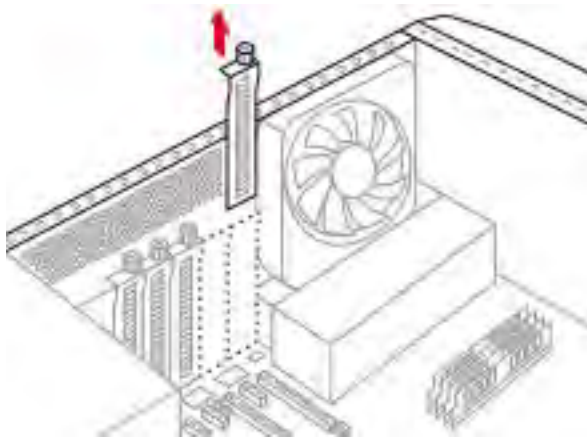
**Step 1.**

Turn off your PC, PSU switch and unplug the AC power cord



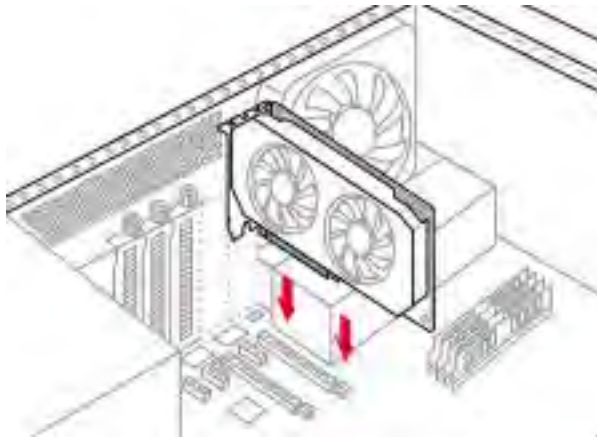
### **Step 2.**

Open your PC case (refer to your PC manufactures guide for more details)



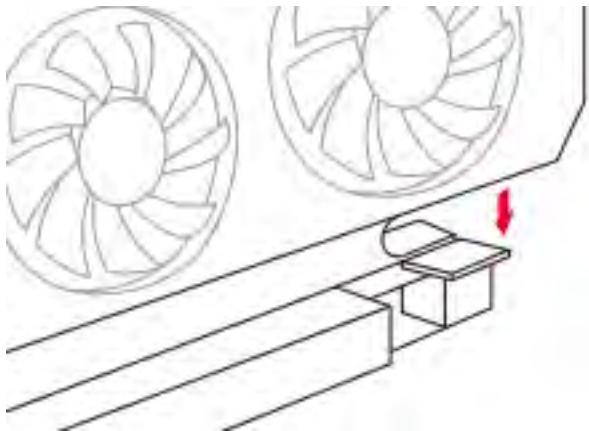
### **Step 3.**

Remove the PCIe slot covers and or existing Graphics Card. Note. Your Diamond 5450 comes with two low profile brackets, one for HDMI and DVI and a second one for VGA. note for VGA support you will need to use the both low profile brackets and a second slot cover.



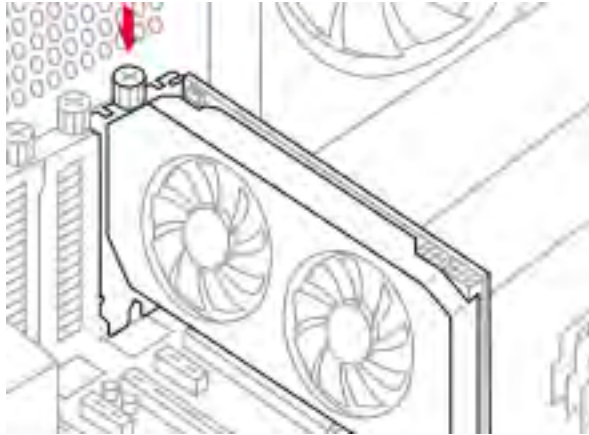
**Step 4.**

Insert the Diamond Graphics Card, ensure that is seated and locked in.



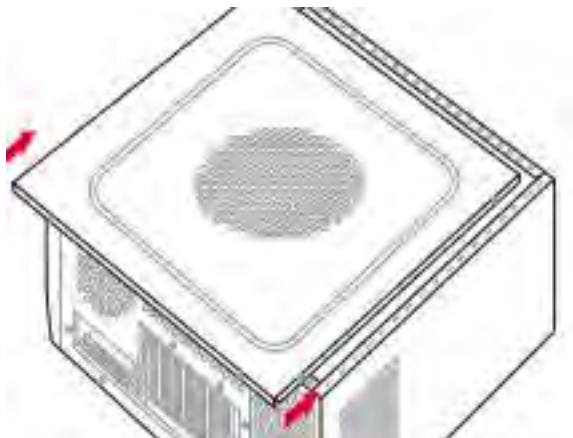
**Step 5.**

Confirm the PCIe locking mechanism is locked



**Step 6.**

Secure the card with the bracket thumb screws

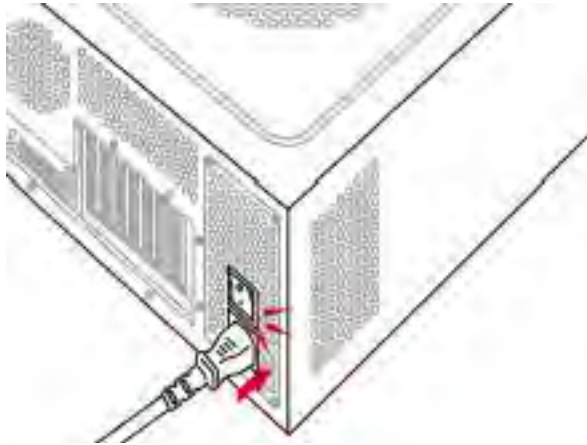


**Step 7.**

Put your PC case cover back into the closed position

Connect your video display cable to the HDMI, DVI or VGA cable to your monitor Note: this card does not support 3 displays simultaneously and only supports HDMI/DVI, DVI/ VGA or HDMI/VGA

**Step 8.**



### Step 10

Plug the AC power cord back in, turn your PSU switch to the ON position and power up your PC

Driver Installation:

For the latest drivers visit the AMD support site from the link below:

<https://www.amd.com/en/support/graphics/amd-radeon-hd/ati-radeon-hd-5000-series/ati-radeon-hd-5450>

You can download the Auto Detect version from the link below

[https://drivers.amd.com/drivers/installer/21.40/beta/radeon-software-adrenalin-2020-22.1.2-minimalsetup-220118\\_web.exe](https://drivers.amd.com/drivers/installer/21.40/beta/radeon-software-adrenalin-2020-22.1.2-minimalsetup-220118_web.exe)

Technical Support

<https://www.diamondmm.com/diamond-multimedia-support/>

Email: [support@diamondmm.com](mailto:support@diamondmm.com)

Chat: [diamondmm.com](https://www.diamondmm.com)